



# The story of Ruth

“He said, ‘I’ll go where you go. I’ll let your people be my people. Let your God be my God. Where you dwell, there I’ll dwell. Where you die, there I’ll die. Where you’re buried, there I’ll be buried.’ The Gentile Church first, seeing the promise of God, making this statement to sell out from everything to follow Jehovah God.” 55-0223



# WELCOME!

Greetings in the Name of our Lord Jesus Christ,

I trust that winter is going well for everyone. Here at Voice Of God Recordings, we have been pretty busy with some upcoming projects that are REALLY exciting. I can't wait to tell you about them!

In this issue of Cub Corner Magazine we are going to talk about following Jesus. It sounds like a simple question, but are you following Jesus?

How do the people around you know that you are following Jesus? Is it because you tell them that you are? Brother Branham said, "Do you know, I'd rather you'd live me a sermon than preach me one? It'll be a--a better evidence that you're a Christian." 51-0413

So, it is much more important to SHOW someone that you are following Jesus, than to tell them!

Did you know that by following Elijah, Elisha was actually following Jesus? Elijah lived way before Jesus came to the earth, but Elisha knew that Elijah was God's prophet and he made sure to follow him.

Today we also have a prophet, and he points us to Jesus. Our prophet, Brother Branham, left tapes for us to hear, and told us all about Jesus and encouraged us to follow Him. I really want to follow Jesus; will you follow Him with me?

God bless you,

Brother Joseph

Hello, I'm hiding on every page. See if you can find me.

## CONTENTS

- Artwork - page 4
- Photo Contest - page 6
- A Guide - page 8
- Games - page 10
- CC Adventures - page 12
- Ruth - page 14
- Elijah and Elisha - page 16
- Footsteps - page 18
- Tape Quiz - page 20
- God's Creations - page 22
- Testimony page - 26
- Answers - page 27



Cub Corner is a ministry of Voice Of God Recordings, focused on children 12 years and younger. We are devoted to helping parents build a strong Christian foundation in their children, through the Lord Jesus Christ.

Mail: Cub Corner  
P.O. Box 950  
Jeffersonville IN  
47131 USA

web: [www.youngfoundations.org](http://www.youngfoundations.org)

email: [cubcorner@youngfoundations.org](mailto:cubcorner@youngfoundations.org)

phone: 812-258-1177

All rights reserved. No part of this book may be reproduced, stored in a retrieval system, or transmitted in any form or by any means, electronic, mechanical, photocopying, recording, or otherwise, without prior written permission of the publisher.

# DEAR CC

YOU

Just a quick thank you from Bro. Samuel, you got a little thumbs up. He got his first issue of Cub Corner and we can't wait to be reading all these bedtime stories to him.

Thank you! The Lord be with you.

Sammy loves you!



CC

Hi Brother Samuel, you probably can't read yet but we give you a big thumbs up back! I think you will probably appreciate our new magazine covers - they are slobber resistant. God bless you. We love you too, Sammy.

YOU

Dear Brother Joseph,

Today is a wonderful day. The last few weeks it's been raining. Thank you for the Cub Corner Magazines. I love the story of the white and the black dog. I am so happy that you made the magazines. Because if you didn't, then kids couldn't learn about God. Mom had a baby girl. Her name is Lily. She keeps mom up. She is adorable. She is chubby, her eyes are big, and her cry is horrible! We are on a library program. I hope you like reading, I do. I hope you have a good day.

Love, your sister in Christ,

Mandy.

JMB

Hi Mandy,

I'm glad you like having a baby sister. I was the baby in my family, so I never got to have a little brother or sister. But in one way, I have tons of little brothers and sisters, like you! It sounds like fun for you; I think you are probably a really good big sis!

I like to read too! My favorite thing to read is the Bible, but I also like to read nice letters, like yours. I get letters from believers all around the world. Some of them are really, really interesting.

I'm glad you like the magazines, we really like making them for you! God bless you Sister Mandy.

Your (big) brother in Christ,

Brother Joseph

YOU

Dear Cub Corner,

Early one morning while we were having quiet time, a bird crashed into our window! My dad picked it up and it was dying. We prayed for it and put it in our front yard. When we were done with quiet time, it was gone!

Jesus answered our prayers!!! God bless you,

Benjamin and Joel

CC

Wow, that is wonderful. Jesus still answers prayers, so remember, whenever you need help, just ask Jesus.

# CUB CORNER ARTWORK

Dear cubcmbs Thank  
 You for the  
 magzen. love  
 Job



**OBEYING**  
**LIVE**  
**LONG**

2

So then faith cometh  
 by hearing, and hearing  
 by the word of  
 God. Romans 10:17

By faith we  
 are saved.

God is  
 Good!

By Helen  
 Oshadi

**LIVING**  
**WITH**  
**CHRIST**

Stay calm and  
 obey the word  
 of god!

In the begining was  
 the word and  
 the word was with  
 god and  
 the word was  
 god!



By Susie

Emma Grace Branham.

**3 3 3 3 3 3 3 3 3 3**

Jonah 1:17







# PHOTO CONTEST

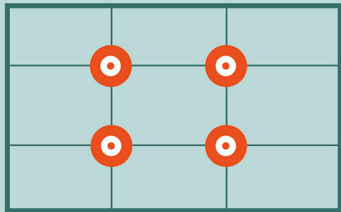
Want to take pictures like a pro? Here are some tips:

The way that things are arranged is called composition. When you take a photo, composition is very important. If the things you are taking a picture of are right in the middle of the picture, it sometimes looks boring.

Use the "rule of thirds" to make things a little more interesting. Here is how it works:

## 2 Be a turtle or a falcon:

Try to look at things from a different point of view. Most pictures we see are taken from eye level. To make things more interesting, pretend you are taking pictures from a turtle's view. Or, try to get above things and take a picture from a falcon's eyes. Just be careful!




## The Candy Bar Scene:

- 1 In your brain, divide scene into three sections from left to right. It helps to pretend that it's a giant candy bar and you only get to eat one section of it.



Now, put the thing that you are taking a picture of on either side of the candy bar, not in the middle.

Great job, your photos are looking better already!



## 3 Super Advanced Mode:

If you think you're ready for more advanced photos, try this: Divide your candy bar (scene) into three more sections, this time from top to bottom. Now you have what looks like a tic-tac-toe board.


Put the main thing at one of the points where your lines cross. It keeps your subject out of the center of the picture, and makes your photo more fun to look at!

## 4 The Contest:

A few years ago, we had our first ever "Where I See God Photo Contest." We got a bunch of great photos from all around the world. Let's do it again.

Send your photos to:  
"Cub Corner Photo Contest"  
P.O. Box 950 Jeffersonville IN 47131  
Or email: [cubcorner@youngfoundations.org](mailto:cubcorner@youngfoundations.org)

Make sure to write us a note saying where you see God in the photo you took. Be creative, and wherever you go, be looking for places to see God.



# Snowflake Tortillas

## Here's The Goods:

6 flour tortillas

Canola or vegetable oil for baking

Confectioners' sugar

Edible glitter, sprinkles, or anything else you want to use for decorating (optional)



## Instructions:

Heat the oven to 400 degrees.

Individually fold the tortillas in half once and then in half again, so you end up with a shape that looks like a wedge of pie (it will be thick). They fold easier if they are warmed in the microwave first. Use scissors to cut shapes out of the edges, as if you were making paper snowflakes. When you are happy with your design, unfold the tortillas.

Lightly brush the tops of the snowflakes with oil and place them on a cookie sheet.

Bake at 400 degrees, until lightly browned and crisp (about 4 minutes). Sprinkle confectioners' sugar on the snowflakes while they are still warm. Use glitter and/or sprinkles to decorate them. - ENJOY!

## CHOCOLATE DIPPED PRETZELS

### WHAT YOU'LL NEED:

1 (12 oz.) bag chocolate chips

24 pretzel sticks

Sprinkles, nuts, coconut, or anything else to roll the chocolate in

### INSTRUCTIONS:

Microwave the chocolate until it is melted (The chocolate is smoother if you put the microwave on medium power.) Stir every 30 seconds until the chocolate is completely melted, and smooth. Lick the chocolate off your fingers. (Repeat as needed.)

Dip half a pretzel into the melted chocolate. You may need to reheat the chocolate after a while.

Roll the coated end of the pretzel into your sprinkles (or other decorations.) Stand the pretzels in a glass, chocolate side up, until the chocolate is dry. If you are a boy, sword fight with them until your mommy tells you to stop. If you are a girl, tell your brother (or dad) to cut it out before he makes a mess! Then eat them. Enjoy!





# A GUIDE

It was the fall of 1941. Brother Branham had just gotten married to Sister Meda, and they took off on their honeymoon.

Brother Branham brought his little family way up into the Adirondack mountains, to a place called Hurricane Mountain. A few months earlier, he had made arrangements with Mr. Denton (the ranger up there) to stay in the cabin at the bottom of the hill. It would be beautiful in the mountains that fall, and Brother Branham would have a chance to hunt for their winter's meat. It seemed perfect.

Brother Branham was a day early when he arrived at the cabin, so it was still locked up, but he knew that there was a "lean-to" back up in the woods. They could stay there for the night. After getting everything situated, Brother Branham headed out hunting. He told his new bride that he wouldn't be long getting back.

As Brother Branham started out, a fog rolled in.

Before he knew it he was on the trail of a mountain lion, then a bear, then suddenly, right in front



of him, a great big buck. That's what he wanted in the first place, so he shot the buck.

Brother Branham hung the deer up in a tree and quickly started his trek back to camp; a storm was coming in fast! He started running up the canyon, heading straight back to camp... so it seemed. He ran and ran, looking for the turnoff that went back to his camp where his wife and baby were waiting for him. The storm was bearing down on him now, and Brother Branham was worried. Soon the temperature would plummet, and his family would be in real danger.

**He was running when he looked up and saw his deer that he had just hung up. Brother Branham had went in a huge circle. He was on what the Indians call the "death walk."**

He had to try again, so he took off in the direction he knew was right. It was nearly dark now, and he knew that his wife and baby wouldn't make it through the night without him. This time, he was more careful, noticing every little thing, but soon he looked up, and there it was again: his deer hanging in that same tree. Brother Branham was lost, and he was scared for his family.

**There was only one thing he could do: pray.**

Brother Branham got desperate and asked the Lord for help. After he prayed, he got up and decided to walk straight in the direction he thought was right.

That's the way he would go! Off he went, but just then he felt something touch him on the shoulder. It felt like a man's hand. Startled, he turned around, but he didn't see anyone. What he did see probably saved his life. It was Hurricane Mountain. The fog had cleared just enough for him to see the tip of it. Brother Branham would have been headed in the exact wrong direction!

**He turned around knowing the Lord had saved him and his family.**

Some time ago Brother Branham and Mr. Denton had tacked a telephone line up the side of the mountain. If he could find that line, he knew it would lead him back to camp. He walked with his hands up in the air until finally, he felt the wire strike his hands. Once he had the wire he knew that he could find his way home. Brother Branham carefully let the wire guide him back to his wife and baby. The Lord had helped him back and saved his little family!

**Even though Brother Branham was an excellent woodsman, he still got lost. He quickly realized that he couldn't rely on his own ability to get out of the woods; he needed Jesus. It is the same with us today. When you are in trouble, always remember to rely on Jesus for help. Pray, and He will hear you!**

*You can hear this story on the tape:  
"A Guide" 62-1014E*



Two birds are exactly the same, and two snowflakes are exactly the same. Try to find them!



See if you can find what's different on the bottom picture. There are 7 things.



Two of these pictures are exactly the same, see if you can figure out which ones they are!



## Funny stuff:

There's a world record for seeing how many world records you can attempt.

It would take about 32 years to count to a billion. Let's try. One, two, three, four...ahh, forget it.

Q: Why do fish live in salt water?

A: Because pepper makes them sneeze.

Q: What goes tic-toc, bow-wow, tic-toc, bow-wow?

A: A watch dog

Q: Why are rhinos wrinkled?

A: They don't fit on the ironing board

Q: What do you get when you cross a porcupine and a turtle?

A: A slow poke.



## How to Princess Anne Braid

1. Start with a clean straight part down the middle of the head, just as if you were going to make pigtails.

You are going to make French Braids out of both of these sections, starting at the top and working your way down to the neck. When you are done with the first braid, fasten it with a rubber band.

2. Once you get to the bottom and both French pigtails are finished, unfasten the first braid and hold the right tail in the right hand and the left tail in the left hand. Your palms should be facing up. Make sure to keep all 6 strands separated between your fingers.

3. You want to have both braids ending with the right strand crossing over the middle. Now turn your right hand over so that your palm is facing down and combine these 3 strands with the 3 strands in your left hand, (such as... left strand with right, middle strand with middle, right strand with left)

4. Pull these strands tight and finish with a basic braid. Then fasten with elastic.



# CC ADVENTURES




HEY CUB,  
I WENT TO THIS  
NEW RESTAURANT  
YESTERDAY. THE CHEF  
MADE THE FOOD RIGHT IN  
FRONT OF US. IT WAS  
AWESOME!!!

THAT  
SOUNDS COOL,  
MONKEY.


YEAH,  
COMPLETELY COOL.  
I AM TOTALLY GOING  
TO BECOME A  
CHEF!

WOW,  
THAT WOULD  
BE COOL,  
SOMEDAY.



SOMEDAY? I'M  
A CHEF NOW!  
WATCH THIS!

MONKEY,  
NO!



MONKEY, THOSE  
CHEFS PRACTICE FOR  
YEARS TO GET THAT  
GOOD.



WOW, I  
MUST BE A  
NATURAL THEN,  
WATCH THIS!

ZING!



AHHHH! RUN  
AWAY!

MONKEY, YOU  
DON'T KNOW WHAT  
YOU'RE DOING YET.  
SLOW DOWN!





<SIGH> SHE DOESN'T EVEN KNOW HOW TO MAKE THE WAFFLE SANDWICH. WATCH THIS.



MONKEY SOMETIMES GETS FRUSTRATED BECAUSE HE CAN'T BE GOOD AT SOMETHING RIGHT AWAY, BUT IT TAKES PATIENCE AND PRACTICE TO BE REALLY GOOD AT ANYTHING. WHETHER IT'S LEARNING YOUR BIBLE, PLAYING AN INSTRUMENT, OR LEARNING TO COOK, YOU NEED TO BE PATIENT, AND SINCERE. PRAY ABOUT WHAT YOU ARE TRYING TO DO, AND SEE IF GOD WILL HELP YOU. IF YOUR MOTIVES AND OBJECTIVES ARE RIGHT, HE WILL!



## The Story of

# Ruth

The Old Testament Book of Ruth tells a great story about three women who lost their husbands and had to decide whether to serve God, or take the easier road. Two of them took the more difficult choice, and served God. It was the harder way, but God honored them and sent a redeemer that would give them a new hope at life.

The story starts with a woman named Naomi, and her husband, Elimelech. They lived in Bethlehem-judah with their two sons, Mahlon and Chilion. A great famine came to the land, and to escape it, the family moved to the land of Moab. While in Moab, Elimelech died. Naomi was left with her two sons and their Moabite wives, Ruth and Orpah.

Then trouble struck the family again, and both of Naomi's sons died too. It must have been devastating for Naomi. All she had left were Ruth and Orpah, the wives of her two sons.

Naomi decided that she must return to Bethlehem. Her daughters-in-law were sad about Naomi leaving, but she told them to stay there in Moab while she went back to Bethlehem. Orpah was sad but she couldn't give up the things she loved in Moab, so she kissed Naomi goodbye and let her return to her home. Ruth, on the other hand, would not leave Naomi. She said, "for whither thou goest, I will go; and where thou lodgest, I will lodge; thy people shall be my people, and thy God my God." Ruth wanted to live for God, so she gave up all that she had and followed Naomi to Bethlehem.

Back in Bethlehem, Ruth and Naomi had it pretty hard. Neither one of them had a husband to work and earn

money for food, so Ruth would go to the fields and gather grains and corn that the harvesters had missed. One day, while she was looking for food, the owner of the fields, a man named Boaz, noticed her and asked who she was. Boaz was actually related to Naomi's husband who had died years earlier.

Soon, Boaz was paying special attention to Ruth, and giving her special treatment. He made sure that she and Naomi had plenty to eat, and he told all the other men not to touch her. It became clear that Boaz was interested in this girl from Moab.

There were many complicated Jewish laws and customs at that time, but one very important law was that if a woman's husband died, it would take a relative (or kinsman) of her husband to marry her, and give her a chance for a good life with many children. Boaz was a kinsman; he had the ability to redeem Ruth!

Naomi recognized what was going on, and she gave instructions to Ruth on what to do. Ruth followed her instructions perfectly, and soon Ruth and Boaz were married! God had provided Ruth with a redeemer that would give her a second chance at life!

It wasn't long before Boaz and Ruth had a son whom they named Obed. Obed later had a son named Jesse, who grew up and had a very famous son who you have definitely heard of before: David, the same David who killed a giant with a sling and a stone, and later became the King of Israel! So King David's great grandma and grandpa were Ruth and Boaz. They would have been proud to know that their great grandson would be God's chosen king!

# Elijah & Elisha

Elisha's life was about to change forever. From what we know, he was just a farmer. That all changed the day he met God's prophet...

It must have been a long, hot day for Elisha. He was out plowing the fields with 12 yoke of oxen in front of him. Suddenly, a man passed by and threw his mantle (garment) on him. It was Elijah the prophet.

NOTE: A yoke is a pair of oxen hooked together with a wooden harness, so Elisha was really plowing with 24 oxen.

Elisha left the oxen and ran after Elijah. He said "Let me, I pray thee, kiss my father and my mother, and then I will follow thee." Elijah told him to go. Elisha quickly made a sacrifice and prepared a meal for his family. Brother Branham said this sacrifice was showing that all the things of the world were dead behind him.



As Elisha returned to follow Elijah, he must have been a little nervous. This was just the start of a new life for him. Nothing would ever be the same.

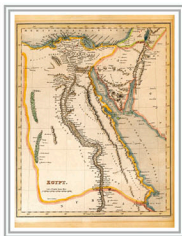
Their journey started in the city of Gilgal, where Elijah told Elisha to tarry, or wait, because the Lord had sent him to the city of Bethel.

Elisha wasn't about to leave the prophet now, "As the LORD liveth, and as thy soul liveth, I will not leave thee." So the two of them went down to Bethel together.

Then the same thing happened again in Bethel, when the Lord again called Elijah to the city of Jericho; then, again, to the town of Jordan, Elisha refused over and over again to leave Elijah's side.

Even though Elijah told him to stay at each place, Elisha never got discouraged. He knew he was following God's prophet, and he wasn't about to give up now.

Elisha followed Elijah down to the Jordan river.



As the two men gazed at the mighty river, fifty men were watching from afar.

Elijah took his mantle and hit the waters of the great river. The waters opened up and the two prophets walked over on dry land! Elijah said to Elisha, "Ask what I shall do for thee, before I be taken away from thee." Elisha replied, "I pray thee, let a double portion of thy spirit be upon me." This was a hard thing for Elisha to ask, but Elijah told him that if he saw him being taken up, then he could have it.

You can imagine how close Elisha followed Elijah after this! The two went on talking, when suddenly, a chariot of fire and horses of fire,





appeared. Elisha watched as God took Elijah up to Heaven in a whirlwind! Now Elisha was alone, but he knew that God's Spirit was with him.

Elisha took Elijah's mantle and stood by the bank of Jordan. This time it was Elisha who smote the waters, and said, "Where is the LORD God of Elijah? Again, the waters parted just like before, and Elisha crossed over the mighty Jordan. The fifty men were still watching, so they knew the spirit of Elijah was now on Elisha!

Because Elisha chose to follow God's prophet, and refused to listen to anyone trying to stop him, the Lord granted his request and gave him a double portion of Elijah's spirit!

Today, the Holy Spirit leads us. Just like Elisha never left Elijah's side, you should never leave the Holy Spirit. Take It with you everywhere you go!



YOU CAN READ THIS STORY IN I KINGS 19:16-21 AND II KINGS 2:1-15

Oh, I can imagine this type of a witness. One day he started off, and he seen Elijah. And he threw his mantle over him, and blessed him, and he killed the ox and made a sacrifice, showing that all the things of the world was dead behind him. That's the way to come to God. Kill everything behind you. Burn all the bridges. Don't lay that bottle up so you'll find it tomorrow. And don't lay this other thing up so you'll find it tomorrow. Get rid of the thing; burn it up. Amen. Be a real witness. Come out, brother, bare-footed. That's the way. Excuse those expressions, but that's the only way I know how to say it. All right. Said, "Now, you--you... Things are going to happen around here." All right. Notice.



## following IN YOUR FOOTSTEPS

It is a good thing to follow a good leader, but did you know that you are a leader too? Someone is always watching your actions and looking up to you. It might be your little brother or sister, or a friend, neighbor, or anyone else, but someone is watching your life. They will follow you, how are you going to lead them?

Brother Branham tells the story of a man in England at Christmas time. One Christmas night, the man set out with his little boy to go visit neighbors and have a good time. As he went from house to house, each person offered him a little drink of alcohol. The man accepted the drinks and went on to the next house.

Everyone seemed to be having a good time, and the man kept taking sips of alcohol.

Soon the man became very intoxicated. While he was walking back to his home he happened to look back at his son, who was following him. The boy was a wreck. He was walking strangely and tripping over himself in the snow.

Daddy asked his son, "Son, why are you wallowing in the snow?"

The boy answered, "Daddy, I'm trying to follow your footsteps."

Daddy must have felt horrible. He realized that his little boy had been watching him this whole time, and he had not been a good example. Daddy picked up his little boy and

made a promise to God, "God, from this day on, I'll never take another drink."

"Somebody's going to follow your footsteps. Let's walk that straight line from the cradle to Calvary. That's the footsteps; let's have them to walk in."

59-0301E

It is a good thing to think about who you are following and who is following you. Are you being led the right way, are you leading others the right way? If not, do like the dad did in this story and make a commitment to God to change your ways forever.

**You can hear Brother Branham tell this story on the tape "What Does Thou Here?" 59-0301E**

Be ye followers of me, even as I also am of Christ.  
First Corinthians 11

# JESUS JAR RECAP



Reading the Cub Corner Magazine is really fun, but not every kid has the chance to get one. For this Jesus Jar project, we are printing 50,000 Cub Corner Magazines in Portuguese.

The past issues of Cub Corner magazine will be distributed around the world, but most of these will go into the country of Brazil.

To get the books to the Island of Marajó in Northeastern Brazil, missionaries must cross the famous "pororoca." Pororoca is a very dangerous phenomenon that can sometimes make waves nearly 15 feet high.

**If you want to learn more about our Jesus Jar Sponsorship program:**

write to:  
Cub Corner  
PO Box 950  
Jeffersonville IN

or email:  
[cubcorner@youngfoundations.org](mailto:cubcorner@youngfoundations.org)

Of course you can also call:  
812-256-1177

**Here are some awesome facts about Brazil:**

- Brazil is the largest country in South America.
- The name Brazil comes from a tree named brazilwood.
- Brazil is the only country in South America that speaks Portuguese.
- The capital city is Brasilia, but the largest city is Sao Paulo.
- The Amazon River runs through Brazil.
- Brazil is roughly the size of the United States.





# Elijah and Elisha

54-0304

Take this quiz and get a collector's coin plus 10 YF points!

Just write us a note saying you did it and got 100%. The points are for everyone signed up in YF, but the coins are reserved for those 15 and younger.

You can listen to this message online! Just go to [youngfoundations.org](http://youngfoundations.org) and click the CC Mag Tape Quiz link.

Hey parents - in the answers section (page 27) we've put the time on the Tape where each answer is located, along with the paragraph number of the Spoken Word book. Hope this helps!

1. How many people did Brother Branham pray for when he first came to Phoenix?
2. Brother Branham was in a new fight now. Who was he fighting?
3. One minister's group was nice and dignified. How was Brother Branham's group?
4. What nation needs missionaries the most?
5. What has been the greatest curse that Christians have ever had?
6. What terrible mistake did Jehoshaphat make?
7. Did Elisha want to leave Elijah?
8. What does the word "Jordan" mean?

9. Should we ask for a little bit, or a lot?
10. How many people went into the upper room?
11. Is godly music OK?
12. Did the rock that Moses smote give just a little trickle of water?
13. What letter was on the prayer cards that Brother Branham called?
14. How many numbers did Brother Branham call?
15. Who paid for your healing?
16. Was there sickness before sin?
17. Was Brother Branham responsible to the critic?
18. Was the first person in the prayer line a Christian?
19. What was wrong with the second person in line?
20. Did everyone in the prayer line speak English?

# 2000 Hebrew CO

G O D ' S C R  
W A L R



# REACTIONS

# CRUISES





In Latin, my scientific name means something like "tooth-walking sea-horse." Hmm, makes sense.

I can hold my breath for a really long time. In fact I can stay under water for 30 minutes!

The only bad part about lunch is having to take a break to come up and breathe.





Us walrus eat a lot of food. We love clams, snails, shrimp, snails, and even worms. (Did I mention snails?) We eat just like some of you kids... we put our whiskery faces on the sea floor and suck up anything that tastes good. Sometimes I eat over a hundred pounds of food in one day!



A group of Walruses is called a "herd" of walruses. Or as you humans sometimes say "A herd of tooth-walking sea horseys."



Walruses love their friends. We hang out in big groups, and make lots of noise. Has your mommy ever thought you were a walrus?

Some walruses weigh nearly 4,000lbs! - They don't make scales like they used to... seems like I have to buy a new one every weekend!



psst, hey Fred, you hear Alfred got a new scale.... better get over there and weigh before it gets broken.

We walruses are very smart. When we live at a zoo we have extra time to learn all kinds of tricks, even playing the saxophone!



All right, everybody's here. We can start making noise!



YAHooooo!  
Now where did I put my tambourine?

THANK THE LORD  
FOR \_\_\_\_\_  
MY HEALING

“On Sunday morning of December 26th, I claimed my healing to walk again.”

### Dear Cub Corner,

My name is Michael Musangu. I am eleven years of age. I live in Oregon. I have two sisters and a brother. On the morning of October 17th, 2009, I felt very sick so I went to the hospital and to see what was wrong. They did an MRI scan. (Note: they did the scan on the wrong portion of my head.) The next day I went to another hospital and they figured out what was wrong. I was diagnosed with Multiple Sclerosis. I went home a week later.

A month and a half later on the Wednesday morning of December 11th, I was paralyzed and couldn't walk. I went back to the hospital and stayed for my treatment. All that time in the hospital I believed in the Lord for my healing to come to pass. On Saturday evening of December 25th, I got out of the hospital, still unable to walk. I knew if I believed and had faith, the Lord would heal me. He did just that. On Sunday morning of December 26th, I claimed my healing to walk again. The Lord knew all that was in store for me. He is truly the same yesterday, today and forever.


Five months later, I went to my neurologist and he said, "Michael, this is the fastest recovery I have ever seen with children who have Multiple Sclerosis." I thank the Lord for my healing and all the things He will do in the future.

Your brother in Christ,

Michael

“This is the fastest recovery I have ever seen with children who have Multiple Sclerosis.”

# ANSWERS



## Tape Quiz Time and Paragraph Numbers "Elijah and Elisha" 54-0304

1. Quote # E-2, 1 min. 37 sec
2. Quote # E-5, 4 min. 25 sec
3. Quote # E-9, 7 min. 50 sec
4. Quote # E-15, 13 min. 33 sec
5. Quote # E-18, 16 min. 05 sec
6. Quote # E-23, 20 min. 07 sec
7. Quote # E-28, 24 min. 05 sec
8. Quote # E-31, 26 min. 59 sec
9. Quote # E-32, 28 min. 35 sec
10. Quote # E-36, 31 min. 27 sec
11. Quote # E-39, 34 min. 07 sec
12. Quote # E-46, 40 min. 36 sec
13. Quote # E-48, 42 min. 45 sec
14. Quote # E-50, 45 min. 25 sec
15. Quote # E-53, 48 min. 19 sec
16. Quote # E-53, 48 min. 44 sec
17. Quote # E-56, 51 min. 07 sec
18. Quote # E-58, 52 min. 49 sec
19. Quote # E-61, 57 min. 01 sec
20. Quote # E-62, 58 min. 13 sec

## Learn to draw A WALRUS!



1. First, let's draw his nose.



2. Now, draw his cheeks, tusks, and whiskers.



3. This is a hard one: draw his body and tail. Make sure to make his body go behind his face.



4. Add the eyes, eyebrows, and mouth.



5. Add his front flippers, and you got yourself a nice looking walrus - great job!

If it didn't turn out as good as you want, just try again and again until you get it just right.





Voice of God Recordings  
P.O. Box 950  
Jeffersonville IN 47131

NONPROFIT ORG.  
U.S. POSTAGE PAID  
JEFFERSONVILLE IN  
ZIP 47131  
PERMIT NO. 204

**THIS MAGAZINE BELONGS TO:**



By Deborah